



Rectangle Tool:
Draw a rectangle.
Draw a Square.



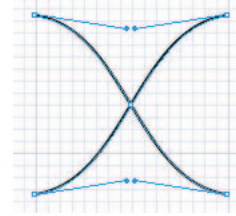
DirectSelect two
opposite ends of
the rectangle and
delete. Group the
remaining sides.



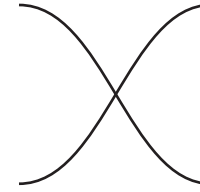
Select the group
and the square.
Object>Envelope
Distort>Make With
Top Object.



DirectSelect the
two points of the
Envelope at one
end.
DoubleClick the
Reflect Tool.
Choose Horizontal,
0 degrees.




A little cleanup is
necessary, because
the Envelope does
not leave the
handles of the
endpoints
perfectly
horizontal.




To fix:
Object>Envelope>
Expand.
DirectSelect each
endpoint and
ShiftDrag their
handles to make
them horizontal.



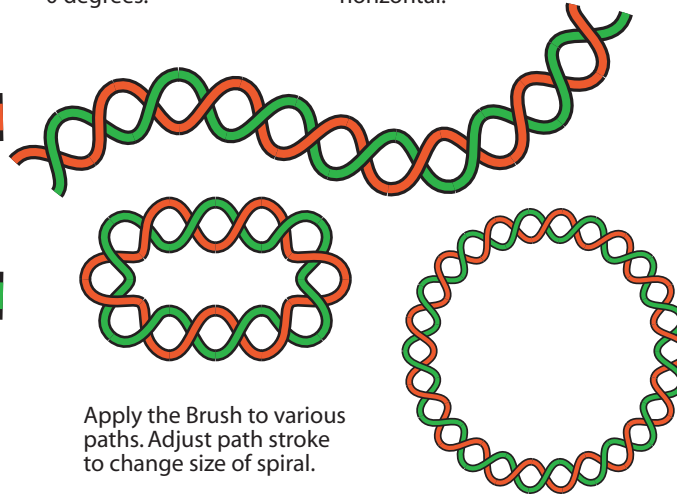
Apply two strokes
to each path.




Reflect Tool: OptionClick at right side
of bounding box. Use Vertical axis and
Copy.



DirectSelect one of the paths and
send it to the back.
Drag the whole thing to the Brush
Palette. Chose Pattern Brush.

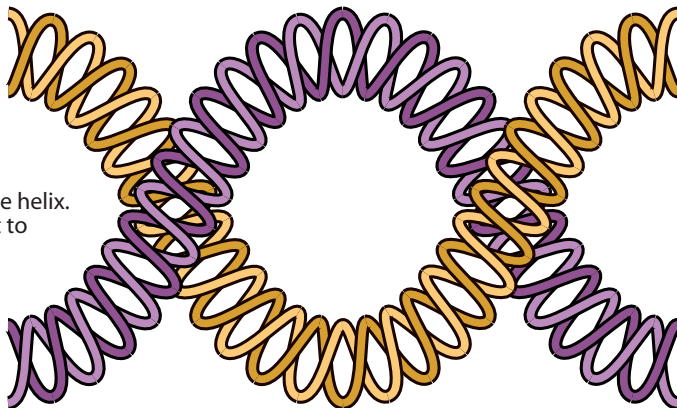


Apply the Brush to various
paths. Adjust path stroke
to change size of spiral.



Drag the Brush from the palette onto
the Artboard. Change its width, then
AltDrag it back onto the Brush in the
Palette.

Double helix of a double helix.
(Colorization option set to
Tints & Shades.)



Double helix of a double helix
of a double helix.

